

70 Series

Accessory Guide

Docks and Modules

Accessory Name	Part Number	Description
 Vehicle Dock, CN70/CN70e	871-034-001	Retains mobile computer in vehicle environment. Easy one-handed removal of device. Provides USB Host (HDB15M) and RS232 (DB9M) receptacles. Provides 5V DC on RS232 Pin 9 for powering peripherals. Requires 805-638-001 Mounting Kit and power option listed below. Optional 225-774-001 Audio Adapter via USB port. Optional USB Host cable VE011-2016. Not compatible with Scan Handle, Magnetic Stripe Reader, or Snap-on Adapters.
 Vehicle Holder, CN70/CN70e	805-672-001	Retains mobile computer in vehicle environment. Does not provide connectivity. Requires 805-638-001 Mounting Kit. Not compatible with Scan Handle, Magnetic Stripe Reader, or Snap-on Adapters.
 Vehicle Dock, CK70/CK71	871-035-001	Retains mobile computer in vehicle environment. Easy one-handed removal of device. Provides USB Host (HDB15M) and RS232 (DB9M) receptacles. Provides 5V DC on RS232 Pin 9 for powering peripherals. Requires 805-638-001 Mounting Kit and power option listed below. Optional 225-774-001 Audio Adapter via USB port. Optional USB Host cable VE011-2016. Compatible with Scan Handle or Magnetic Stripe Reader. Not compatible with Snap-on Adapters.
 Vehicle Holder, CK70/CK71	805-673-001	Retains mobile computer in vehicle environment. Does not provide connectivity. Requires 805-638-001 Mounting Kit. Compatible with Scan Handle or Magnetic Stripe Reader. Not compatible with Snap-on Adapters.
 Vehicle Dock Mounting Kit	805-638-001	Required for Vehicle Dock or Vehicle Holder. Consists of one 4¾" adjustable pivot arm with two 1½" stainless steel balls and assembly hardware. Requires customer-supplied hardware to secure mount to vehicle.
Power Cable, Dock to Fuse Block	226-109-003	Power Option: For connection of Vehicle Dock to fuse block or similar connection point. Power Cable with spade lugs. Supports input voltage of 12-30V DC. Optionally used with 203-803-001 Fuse Block Power Kit if direct connection to fuse block not available.
Vehicle Dock Fuse Block Power Kit	203-803-001	Power Distribution Block optionally used 226-109-003 when direct connection to vehicle fuse block is not available.

70 Series

Accessory Guide





Docks and Modules (continued)

Accessory Name	Part Number	Description
Vehicle Dock Installation Kit	203-802-001	Power Option: For connection of Vehicle Dock directly to vehicle battery. Includes power cables and cable mounting hardware. Alternate to 70 Series Vehicle Dock Power Cable. Supports input voltage of 12-30V DC.
DC/DC Converter Kit, 6-60V DC	203-808-001	Power Option: For connection of Vehicle Dock to fork lift power systems operating on 6-60V DC. Provides filtering and conditioning. Includes all power cables and cable mounting hardware.
DC/DC Converter Kit, 15-96V DC	203-809-001	Power Option: For connection of Vehicle Dock to fork lift power systems operating on 15-96V DC. Provides filtering and conditioning. Includes all power cables and cable mounting hardware.
Auto Adapter Vehicle Dock 	852-057-005	Power Option: For connection of Vehicle Dock screw-down power receptacle to vehicle cigarette lighter/power port.
Audio Adapter, 70 Series Vehicle Dock 	225-774-001	Adapts Vehicle Dock USB connector to amplified audio output. Terminates in 3.5mm Audio Jack. Customer must supply loudspeaker appropriate to application.
Snap-on Adapter, Ethernet, 70 Series 	850-565-001	Provides RJ45 receptacle for Ethernet connectivity via standard cables (not included). Uses optional 851-094-001 AC Power Supply and/or 852-071-001 Vehicle Power Adapter. Charges mobile computer battery in 4 hours or less (typical); up to 6 hours for fully discharged batteries.
Snap-on Adapter, RS232, 70 Series 	850-566-001	Provides DB9M receptacle for RS232 serial communications. Provides 5V DC on Pin 9 for powering peripherals. Uses optional 851-094-001 AC Power Supply and/or 852-071-001 Vehicle Power Adapter. This adapter is NOT compatible with SR61TXR. Charges mobile computer battery in 4 hours or less (typical); up to 6 hours for fully discharged batteries.
Snap-on Adapter, USB, 70 Series 	850-567-001	Provides HDB15M receptacle for USB Host and Client connectivity. Requires USB cable VE011-2016 (Host) and/or VE011-2018 (Client). Uses optional 851-094-001 AC Power Supply and/or 852-071-001 Vehicle Power Adapter. Charges mobile computer battery in 4 hours or less (typical); up to 6 hours for fully discharged batteries.

70 Series

Accessory Guide


Docks and Modules (continued)

Accessory Name	Part Number	Description
 <p>Snap-on Adapter, DEX, 70 Series</p>	850-568-001	Provides connectivity to DSD receiving systems supporting DEX standards. Terminates in 1/4" DEX plug. Uses optional 851-094-001 AC Power Supply and/or 852-071-001 Vehicle Power Adapter. Charges mobile computer battery in 4 hours or less (typical); up to 6 hours for fully discharged batteries.
 <p>Snap-on Adapter, Audio, 70 Series</p>	850-577-001	Provides Quick Disconnect (QD) headset connector for use in audio and voice applications. Uses optional 851-094-001 AC Power Supply and/or 852-071-001 Vehicle Power Adapter. Charges mobile computer battery in 4 hours or less (typical); up to 6 hours for fully discharged batteries.
 <p>Magnetic Stripe Reader (MSR), CN70/CN70e</p>	850-570-001	Reads credit cards and similar cards with data encoded on magnetic stripe. Attaches to docking connector on CN70/CN70e. MSR does not need to be removed for docking in FlexDock. Uses optional 851-094-002 AC Power Supply and/or 852-071-002 Vehicle Power Adapter. Charges mobile computer battery in 4 hours or less (typical); up to 6 hours for fully discharged batteries.
 <p>Magnetic Stripe Reader (MSR), CK70/CK71</p>	850-574-001	Reads credit cards and similar cards with data encoded on magnetic stripe. Attaches to back of mobile computer via Back Accessory Interface (included). Not compatible with Scan Handle. Includes shortened handstrap.
 <p>Back Accessory Interface, CK70/CK71</p>	715-605-001	Replaces back access door on CK70/71; Provides power and data connections to back-mounted peripherals designed for use with CK70/71. Partner Development Guide is available to aid in creating compatible peripheral devices.

70 Series

Accessory Guide

Data Cables

Accessory Name	Part Number	Description
Cable, Single USB Host 	VE011-2018	Adapts Vehicle Dock USB Connector or USB Snap-on Adapter to USB-A Female receptacle for connectivity to USB Host peripherals. Use optional Cable Retainer Kit (203-810-001, sold separately) to secure USB connectors.
Cable, Single USB Client (image to be added)	VE011-2018	For use with USB Snap-on Adapter to provide USB Client (ActiveSync) connection to host PC. Use optional Cable Retainer Kit (203-810-001, sold separately) to secure USB connectors.
Kit, USB Cable Retainer (5/pk) (image to be added)	203-810-001	Contains five (5) sets of Cable Retainers used to secure USB connectors

Handles and Holsters

Accessory Name	Part Number	Description
Scan Handle, CN70/CN70e 	805-835-001	Snaps easily on or off mobile computer. Angles mobile computer to enable screen viewing while scanning. Optional bracket included for semi-permanent attachment. Not compatible with Vehicle Dock or Holder.
Scan Handle, CK71 	805-836-001	Attaches to mobile computer with screw in handle. Does not interfere with Vehicle Dock or Holder use. Not compatible with Magnetic Stripe Reader.
Holster, CN70 w/o Scan Handle 	815-067-001	Holster, CN70 w/o Scan Handle
Holster, CN70 and CN70e w/Scan Handle 	815-074-001	Holster, CN70 and CN70e w/Scan Handle

70 Series

Accessory Guide







Handles and Holsters (continued)

Accessory Name	Part Number	Description
Holster, CN70e w/o Scan Handle	815-080-001	Holster, CN70e w/o Scan Handle
		
Holster, CK71 w/o Scan Handle	815-068-001	Holster, CK71 w/o Scan Handle
		
Holster, CK71 w/ Scan Handle	815-075-001	Holster, CK71 w/Scan Handle
		
Desk Stand, CN70/CN70e	203-933-001	Positions mobile computer upright on flat surface; allows connection of adapters and cables.
		
Desk Stand, CK70/CK71	203-934-001	Positions mobile computer upright on flat surface; allows connection of adapters and cables.
		

70 Series

Accessory Guide







Power Supplies

Accessory Name	Part Number	Description
AC Power Supply, 3-pin Connector 	851-094-001	Provides 3-pin quarter-turn locking connector for use with 70 Series Snap-on Adapters. Requires AC line cord.
AC Power Supply, 18-pin Connector 	851-094-002	Provides 18-pin latching connector for use with CN70/CN70e Magnetic Stripe Reader. Also supports direct connection to 70 Series docking connector. Requires AC line cord.
Vehicle Power Adapter, 3-pin Connector 	852-071-001	Provides 3-pin quarter-turn locking connector for power connection between vehicle cigarette lighter/power port and Snap-on Adapters.
Vehicle Power Adapter, 18-pin Connector 	852-071-002	Provides 18-pin latching connector for power connection between vehicle cigarette lighter/power port and CN70/70e Magnetic Stripe Reader. Also supports direct connection to 70 Series docking connector.
AC Power Cord	321-470-001 321-500-001 071918 1-974027-025 1-947028-025 1-974029-020 1-974030-025 321-471-002 321-501-002 321-502-002	AC Power Cord, Switzerland AC Power Cord, Japan AC Power Cord, China RoHS AC Power Cord, Europe RoHS AC Power Cord, US RoHS AC Power Cord, UK RoHS AC Power Cord, Australia RoHS AC Power Cord, Italy RoHS AC Power Cord, Denmark RoHS AC Power Cord, India/S Africa RoHS
Battery Pack, CN70/CN70e 	318-043-002	Spare or replacement battery pack for CN70/CN70e (one pack included with each mobile computer)
Battery Pack, CK70/CK71 	318-046-001	Spare or replacement battery pack for CK70/CK71 (one pack included with each mobile computer)

70 Series

Accessory Guide

Replacement Parts

Accessory Name	Part Number	Description
 Kit, Tethered Stylus, CN70/70e (5/pk)	203-932-001	Kit of five (5) replacement styluses for CN70/CN70e (one stylus included with each mobile computer)
 Kit, Tethered Stylus, CK70/71 (5/pk)	203-928-001	Kit of five (5) replacement styluses for CK70/CK71 (one stylus included with each mobile computer)
 Kit, Handstrap, CN70 (5/pk)	203-930-001	Kit of five (5) replacement handstraps for CN70 (one handstrap included with each mobile computer)
 Kit, Handstrap, CN70e (5/pk)	203-931-001	Kit of five (5) replacement handstraps for CN70e (one handstrap included with each mobile computer)
 Kit, Handstrap, CK70/71 (5/pk)	203-929-001	Kit of five (5) replacement handstraps for CK70/CK71 (one handstrap included with each mobile computer)
Kit, Screen Cleaner Wipes	345-065-101	Includes 24 pre-moistened, non-abrasive, non-streaking 4x7" wipes
 Kit, Screen Protector, 3.5" (10/pk)	346-069-107	Contains ten (10) self-adhesive screen protectors
Kit, Screen Protector, 3.5" (25/pk)	346-069-207	Contains twenty-five (25) self-adhesive screen protectors




70 Series

Accessory Guide

Mass Storage

Accessory Name	Part Number	Description
Micro SD Card, 1GB	856-065-004	Industrial Grade Micro SD card for reliable performance in all 70 Series operating environments
Micro SD Card, 2GB	856-065-005	Industrial Grade Micro SD card for reliable performance in all 70 Series operating environments
Micro SD Card, 4GB	856-065-006	Industrial Grade Micro SD card for reliable performance in all 70 Series operating environments

FlexDock

Accessory Name	Part Number	Description
Desktop Dock CN70/70e No Power Cord CN70/70e NA PowerCord CK70/71 No Power Cord CK70/71 NA Power Cord	DX1A01A00 DX1A01A10 DX1A02B00 DX1A02B10	Accommodates one mobile computer and one auxiliary pack charger, capable of supporting two battery packs. Provides USB Host and Client connectivity. Includes power supply. North American customers should order configuration that includes NA Power Cord. Supports USB cable (236-209-001) via USB Client port for connection to Host PC. Supports optional Ethernet module (871-238-001) or Analog Modem module (871-238-002) via USB Host port. Charges mobile computer in less than 4 hours (typical); up to 6 hours for fully discharged batteries.
		
Cable Assy, USB-A to USB-microB, 1M	236-209-001	Provides USB Client connectivity between Desktop Dock and Host PC
		
Ethernet Adapter, FlexDock Desktop	871-238-001	Attaches to USB Host port on FlexDock Desktop to provide Ethernet connectivity
		
Modem Adapter, FlexDock Desktop (image unavailable)	871-238-002	Attaches to USB Host port on FlexDock Desktop to provide analog modem communications

70 Series

Accessory Guide

FlexDock (continued)

Accessory Name	Part Number	Description
Dual Dock Ethernet		
CN70/70e No Power Cord	DX2A11100	Accommodates two mobile computers. Includes power supply. North American customers should order configuration that includes NA Power Cord. Optional 100Base-T Ethernet connectivity; provides 2 - RJ45 jacks for upstream connections and downstream "daisy-chain" connections of up to 10 docks. Charges mobile computer in less than 4 hours (typical); up to 6 hours for fully discharged batteries.
CN70/70e NA Power Cord	DX2A11110	
CK70/71 No Power Cord	DX2A12200	
CK70/71 NA Power Cord	DX2A12210	
Dual Dock Charge Only		
CN70/70e No Power Cord	DX2A21100	
CN70/70e NA Power Cord	DX2A21110	
CK70/71 No Power Cord	DX2A22200	
CK70/71 NA Power Cord	DX2A22210	




Quad Dock Ethernet		
CN70/70e No Power Cord	DX4A1111100	Accommodates four mobile computers. Includes power supply. North American customers should order configuration that includes NA Power Cord. Optional 100Base-T Ethernet connectivity; provides 2 - RJ45 jacks for upstream connections and downstream "daisy-chain" connections of up to 10 docks. Charges mobile computer in less than 4 hours (typical); up to 6 hours for fully discharged batteries.
CN70/70e NA Power Cord	DX4A1111110	
CK70/71 No Power Cord	DX4A1222200	
CK70/71 NA Power Cord	DX4A1222210	
Quad Dock Charge Only		
CN70/70e No Power Cord	DX4A2111100	
CN70/70e NA Power Cord	DX4A2111110	
CK70/71 No Power Cord	DX4A2222200	
CK70/71 NA Power Cord	DX4A2222210	



4-position Battery Charger		
CN70/70e No Power Cord	DX1A01A00	Accommodates two auxiliary pack charger cups, capable of supporting four battery packs. Includes power supply. North American customers should order configuration that includes NA Power Cord. Charges battery packs in 4 hours or less (typical); up to 6 hours for fully discharged batteries.
CN70/70e NA Power Cord	DX1A01A10	
CK70/71 No Power Cord	DX1A02B00	
CK70/71 NA Power Cord	DX1A02B10	



8-position Battery Charger		
CN70/70e No Power Cord	DX4A2AAAA00	Accommodates four auxiliary pack charger cups, capable of supporting eight battery packs. Includes power supply. North American customers should order configuration that includes NA Power Cord. Charges battery packs in 4 hours or less (typical); up to 6 hours for fully discharged batteries.
CN70/70e NA Power Cord	DX4A2AAAA10	
CK70/71 No Power Cord	DX4A2BBBB00	
CK70/71 NA Power Cord	DX4A2BBBB10	



Copyright © 2011 Intermec Technologies Corporation. All rights reserved. Intermec is a registered trademark of Intermec Technologies Corporation. All other trademarks are the property of their respective owners. Printed in the U.S.A. 612113-01A 05/11